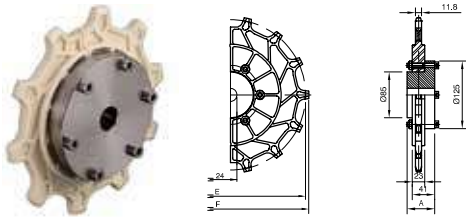
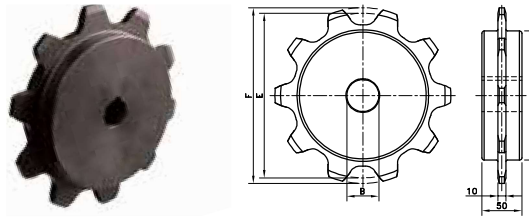


CC600/631



CC600/631



Type	Code Number	Number of Teeth	Bore	Pitch Diameter	Outside Diameter	Hub Width
			B mm	E mm	F mm	A mm

Semi-Split Sprockets for CC600/631

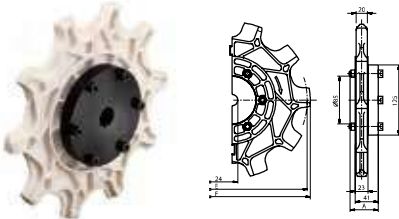
Sprocket Ring Set						
SR CC600 10	753.83.62	10	-	205.5	209.4	-
SR CC600 14	753.83.65	14	-	285.4	289.8	-
Carbon Steel Hub						
CH CC-C 24	753.78.62	-	24	-	-	50
Stainless Steel Hub						
CH CC-S 24	753.78.61	-	24	-	-	50

The split sprocket rings and unsplit hubs are supplied separately, so that the hub doesn't need to be replaced in case of wear of the sprocket rings.

Classic Sprockets for CC600/631

Metric Bores						
KU 600 06-20	L0600699111	6	20	127.0	128.0	50
KU 600 08-20	L0600604046	8	20	165.9	177.7	
KU 600 10-20	L0600605916	10	20	205.5	219.3	

CC1400/1431

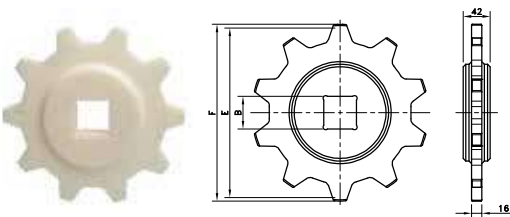


Semi-Split Sprockets for CC1400/1431

Sprocket Ring Set						
SR CC1400 10	753.83.42	10	-	267.0	278.4	-
Carbon Steel Hub						
CH CC-C 24	753.78.62	-	24	-	-	50
Stainless Steel Hub						
CH CC-S 24	753.78.61	-	24	-	-	50

The split sprocket rings and unsplit hubs are supplied separately, so that the hub doesn't need to be replaced in case of wear of the sprocket rings.

KU 2755



Classic Sprocket for BSM 2755

KU2755 T10 S40	774.18.54	10	40	258.9	274	42
KU2755 T10 R40	774.18.55	10	40	258.9	274	42
KU2755 T10 R50	774.18.56	10	50	258.9	274	42
KU2755 T10 S50	774.17.40	10	50	258.9	274	42